

Alpha (LUX) Global Funds

Fonds commun de placement

Annual report, including audited financial statements
For the year ended December 31, 2022

ALPHA ASSET MANAGEMENT M.F.M.C.
R.C.S K 1732

Alpha (LUX) Global Funds

TABLE OF CONTENTS

	Page
MANAGEMENT AND ADMINISTRATION OF THE FUND	3
MANAGEMENT REPORT TO THE UNITHOLDERS	5
AUDIT REPORT	6
STATEMENT OF NET ASSETS	9
STATEMENT OF OPERATIONS AND CHANGES IN NET ASSETS	10
STATISTICAL INFORMATION	12
ALPHA (LUX) GLOBAL DEFENSIVE ESG FOF	13
STATEMENT OF INVESTMENTS AND OTHER NET ASSETS	13
GEOGRAPHICAL CLASSIFICATION OF INVESTMENTS	15
INDUSTRIAL CLASSIFICATION OF INVESTMENTS	16
ALPHA (LUX) GLOBAL BALANCED ESG FOF	17
STATEMENT OF INVESTMENTS AND OTHER NET ASSETS	17
GEOGRAPHICAL CLASSIFICATION OF INVESTMENTS	19
INDUSTRIAL CLASSIFICATION OF INVESTMENTS	20
ALPHA (LUX) GLOBAL THEMES ESG FOF	21
STATEMENT OF INVESTMENTS AND OTHER NET ASSETS	21
GEOGRAPHICAL CLASSIFICATION OF INVESTMENTS	22
INDUSTRIAL CLASSIFICATION OF INVESTMENTS	23
NOTES TO THE FINANCIAL STATEMENTS	24
INFORMATION TO UNITHOLDERS (UNAUDITED)	29

Alpha (LUX) Global Funds

MANAGEMENT AND ADMINISTRATION OF THE FUND

MANAGEMENT COMPANY

ALPHA ASSET MANAGEMENT M.F.M.C.
45 Panepistimiou Street
GR - Athens 10564
Greece

BOARD OF DIRECTORS OF THE MANAGEMENT COMPANY

Alexios A. Pilavios, Chairman
Panagiotis D. Antonopoulos, Vice Chairman and Managing Director (appointed January 01, 2022)*
Nikolaos S. Karathanassis, Member (resigned February 25, 2022)*
Ioannis G. Haveles, Member
Margarita S. Katsimi, Member
Nikolaos G. Koutsos, Member
Christos P. Bossolis, Member (appointed February 25, 2022)*

INVESTMENT MANAGER

ALPHA ASSET MANAGEMENT M.F.M.C.
45 Panepistimiou Street
GR - Athens 10564
Greece

DEPOSITARY BANK

RBC Investor Services Bank S.A.
14, Porte de France
L-4360 Esch-sur-Alzette
Grand Duchy of Luxembourg

ADMINISTRATIVE AGENT, PAYING AGENT, REGISTRAR AND TRANSFER AGENT

RBC Investor Services Bank S.A.
14, Porte de France
L-4360 Esch-sur-Alzette
Grand Duchy of Luxembourg

DISTRIBUTORS

Alpha Bank S.A.
40, Stadiou Street
GR - Athens 10252
Greece

Alpha Bank London Limited
Capital House
85, King William Street
London EC4N 7BL
United Kingdom

* Significant events during the year. See note 9.

Alpha (LUX) Global Funds

MANAGEMENT AND ADMINISTRATION OF THE FUND (continued)

DISTRIBUTORS (continued)

Alpha Bank Cyprus
3, Lemessou Avenue
2112 Nicosia
Cyprus

Alpha Bank Romania
Calea Dorobantilor 237 B District 1
712811 Bucharest
Romania

MFEX Mutual Funds Exchange AB
19, Grev Turegatan
Box 5378
102 49 Stockholm
Sweden

AUDITOR

PricewaterhouseCoopers, Société coopérative
2, rue Gerhard Mercator
L-2182 Luxembourg
Grand Duchy of Luxembourg

Alpha (LUX) Global Funds

MANAGEMENT REPORT TO THE UNITHOLDERS FOR THE YEAR ENDED DECEMBER 31, 2022

Market commentary

During 2022, global economic activity decelerated sharply, driven initially by the invasion of Russia to Ukraine, which led to significantly higher energy prices that pushed inflation to multi- decade high levels. China implemented several strict zero-Covid policy measures that resulted in vastly lower GDP growth and major supply chain disruptions, which also contributed to higher inflation rates. Moreover, inflationary pressures intensified through the year as unemployment rates in developed markets remained at record low levels, boosting wage growth rates. Most major central banks globally responded by rapidly raising interest rates and by adopting quantitative tightening measures. The best performing asset class in 2022 was commodities that rose substantially, driven by higher energy prices.

For the year, in euro terms, global equities as measured by the MSCI All Countries World Index lost 14.7%, bonds issued in euro as measured by the Bloomberg Euro Aggregate Index fell by 17.2%, while commodities as measured by the Bloomberg Commodity Index rose by 20.9%. Equity markets posted significant losses due to recession fears and worsening economic conditions.

Alpha (LUX) Global Defensive FoF

The Sub-Fund posted a negative return for the year (Retail share class: -5.03%, Institutional share class: -4.78%, in euro terms), due to weaker fixed income markets. Assets under management fell to EUR 42.60 million.

Alpha (LUX) Global Balanced FoF


The Sub-Fund posted a negative return for the year (Retail share class: -13.99%, Institutional share class: -13.41%, in euro terms), due to losses in both its equity and fixed income portfolio. Assets under management fell to EUR 92.39 million.

Alpha (LUX) Global Themes FoF

The Sub-Fund posted a negative return for the year (Retail share class: -16.22%, Institutional share class: -15.59%, in euro terms), due to losses in its equity portfolio. Assets under management fell to EUR 99.59 million.

March 27, 2023

The figures stated in this report are historical and not necessarily indicative of future performance.



Audit report

To the Unitholders of
Alpha (LUX) Global Funds

O/S

*PricewaterhouseCoopers, Societe cooperative, 2 rue Gerhard Mercator, B.P. 1443, L-1014 Luxembourg
T: +352 494848 1, F: +352 494848 2900, www.pwc.lu*

*Cabinet de revision agree. Expert-comptable (autorisation gouvernementale n°10028256)
R.C.S. Luxembourg B 65 477- TVA LU25482518*



O/S



O/S

PricewaterhouseCoopers, Societe cooperative
Represented by

Luxembourg, O/S

Sandra Conniasselle

Alpha (LUX) Global Funds

STATEMENT OF NET ASSETS

as at December 31, 2022

	Notes	ALPHA (LUX) GLOBAL DEFENSIVE ESG FOF (EUR)	ALPHA (LUX) GLOBAL BALANCED ESG FOF (EUR)	ALPHA (LUX) GLOBAL THEMES ESG FOF (EUR)	COMBINED (EUR)
ASSETS					
- Investments in securities at market value	(2)	40,659,324.86	89,563,764.19	96,014,149.39	226,237,238.44
- Cash at bank		1,963,087.40	2,925,409.28	3,699,872.28	8,588,368.96
- Interest receivable, net		2,182.64	5,780.84	8,192.39	16,155.87
TOTAL ASSETS		42,624,594.90	92,494,954.31	99,722,214.06	234,841,763.27
LIABILITIES					
- Amounts payable on redemptions		2,944.90	13,925.69	11,828.36	28,698.95
- Management fees payable	(3)	10,874.47	73,892.07	97,168.23	181,934.77
- Administration and transfer agency fees payable		2,121.63	4,725.90	5,369.72	12,217.25
- Custody fees payable		3,535.98	7,875.02	8,943.43	20,354.43
- Taxes and expenses payable		9,834.15	9,223.11	6,645.09	25,702.35
TOTAL LIABILITIES		29,311.13	109,641.79	129,954.83	268,907.75
TOTAL NET ASSETS		42,595,283.77	92,385,312.52	99,592,259.23	234,572,855.52
Net asset value per EUR I unit (in EUR)		9.5940	11.2427	11.7801	
Number of EUR I units outstanding		3,404,523.336	3,819,041.639	4,244,388.725	
Net asset value per EUR unit (in EUR)		9.4823	10.9552	11.5132	
Number of EUR units outstanding		1,047,468.615	3,657,072.291	3,768,037.221	
Net asset value per USD unit (in USD)		-	8.0915	8.3427	
Number of USD units outstanding		-	1,241,532.729	796,931.149	

The accompanying notes form an integral part of these financial statements.

Alpha (LUX) Global Funds

STATEMENT OF OPERATIONS AND CHANGES IN NET ASSETS

for the year ended December 31, 2022

	Notes	ALPHA (LUX) GLOBAL DEFENSIVE ESG FOF (EUR)	ALPHA (LUX) GLOBAL BALANCED ESG FOF (EUR)	ALPHA (LUX) GLOBAL THEMES ESG FOF (EUR)
NET ASSETS AT THE BEGINNING OF THE YEAR		52,301,903.13	137,981,086.92	139,769,623.25
<u>INCOME</u>				
Income from investments:				
- Dividends, net	(2.x)	-	26,395.61	-
- Bank interests		5,189.50	29,909.35	36,560.96
- Other income		79.52	1,165.08	-
TOTAL INCOME		5,269.02	57,470.04	36,560.96
<u>EXPENSES</u>				
Fees:				
- Management fees	(3)	152,090.71	1,185,136.03	1,415,969.59
- Administration and transfer agency fees	(6)	21,989.02	27,133.19	28,617.16
- Depositary fees	(5)	20,742.05	41,735.07	43,024.75
Other Expenses:				
- Audit and legal fees		10,556.94	13,542.83	13,756.33
- Subscription tax	(7)	2,933.07	12,947.97	5,389.57
- Bank interests		18,167.29	47,402.50	39,502.04
- Benchmark fees		7,387.50	19,393.85	19,393.85
TOTAL EXPENSES		233,866.58	1,347,291.44	1,565,653.29
<u>NET RESULT ON INVESTMENTS</u>		(228,597.56)	(1,289,821.40)	(1,529,092.33)
Net realised result on:				
- Investments	(2.ix)	(805,513.86)	(3,138,745.99)	(1,978,421.93)
- Forward foreign exchange contracts		(428.52)	-	-
- Foreign exchange		(4,841.23)	207,291.58	272,636.69
<u>NET REALISED PROFIT/(LOSS)</u>		(1,039,381.17)	(4,221,275.81)	(3,234,877.57)
Change in net unrealised appreciation/depreciation on:				
- Investments		(1,401,148.17)	(13,659,621.30)	(18,613,125.15)
<u>NET INCREASE/(DECREASE) IN NET ASSETS AS A RESULT OF OPERATIONS</u>		(2,440,529.34)	(17,880,897.11)	(21,848,002.72)
<u>MOVEMENTS IN CAPITAL</u>				
Subscriptions of units		6,019,594.82	30,658,948.07	31,524,500.27
Redemptions of units		(13,285,684.84)	(58,373,825.36)	(49,853,861.57)
NET ASSETS AT THE END OF THE YEAR		42,595,283.77	92,385,312.52	99,592,259.23

The accompanying notes form an integral part of these financial statements.

Alpha (LUX) Global Funds

STATEMENT OF OPERATIONS AND CHANGES IN NET ASSETS (continued) for the year ended December 31, 2022

	Notes	COMBINED (EUR)
NET ASSETS AT THE BEGINNING OF THE YEAR		330,052,613.30
<u>INCOME</u>		
Income from investments:		
- Dividends, net	(2.x)	26,395.61
- Bank interests		71,659.81
- Other income		1,244.60
TOTAL INCOME		99,300.02
<u>EXPENSES</u>		
Fees:		
- Management fees	(3)	2,753,196.33
- Administration and transfer agency fees	(6)	77,739.37
- Depository fees	(5)	105,501.87
Other Expenses:		
- Audit and legal fees		37,856.10
- Subscription tax	(7)	21,270.61
- Bank interests		105,071.83
- Benchmark fees		46,175.20
TOTAL EXPENSES		3,146,811.31
<u>NET RESULT ON INVESTMENTS</u>		(3,047,511.29)
Net realised result on:		
- Investments	(2.ix)	(5,922,681.78)
- Forward foreign exchange contracts		(428.52)
- Foreign exchange		475,087.04
<u>NET REALISED PROFIT/(LOSS)</u>		(8,495,534.55)
Change in net unrealised appreciation/depreciation on:		
- Investments		(33,673,894.62)
<u>NET INCREASE/(DECREASE) IN NET ASSETS AS A RESULT OF OPERATIONS</u>		(42,169,429.17)
<u>MOVEMENTS IN CAPITAL</u>		
Subscriptions of units		68,203,043.16
Redemptions of units		(121,513,371.77)
NET ASSETS AT THE END OF THE YEAR		234,572,855.52

The accompanying notes form an integral part of these financial statements.

Alpha (LUX) Global Funds

STATISTICAL INFORMATION

as at December 31, 2022

	ALPHA (LUX) GLOBAL DEFENSIVE ESG FOF (EUR)	ALPHA (LUX) GLOBAL BALANCED ESG FOF (EUR)	ALPHA (LUX) GLOBAL THEMES ESG FOF (EUR)
Total net assets			
- as at December 31, 2022	42,595,283.77	92,385,312.52	99,592,259.23
- as at December 31, 2021	52,301,903.13	137,981,086.92	139,769,623.25
- as at December 31, 2020	53,656,084.82	47,591,790.78	28,340,904.86
Number of EUR I units outstanding			
- outstanding at the beginning of the year	3,330,823.614	2,907,897.120	3,959,917.127
- subscribed	570,408.834	1,241,749.923	1,262,447.703
- redeemed	(496,709.112)	(330,605.404)	(977,976.105)
- outstanding at the end of the year	3,404,523.336	3,819,041.639	4,244,388.725
Net asset value per EUR I unit (in EUR)			
- as at December 31, 2022	9.5940	11.2427	11.7801
- as at December 31, 2021	10.0758	12.9836	13.9551
- as at December 31, 2020	10.1650	11.7047	11.4854
Number of EUR units outstanding			
- outstanding at the beginning of the year	1,876,992.343	6,473,226.912	5,365,219.528
- subscribed	44,532.452	1,109,673.745	1,076,790.931
- redeemed	(874,056.180)	(3,925,828.366)	(2,673,973.238)
- outstanding at the end of the year	1,047,468.615	3,657,072.291	3,768,037.221
Net asset value per EUR unit (in EUR)			
- as at December 31, 2022	9.4823	10.9552	11.5132
- as at December 31, 2021	9.9847	12.7365	13.7428
- as at December 31, 2020	10.0983	11.5583	11.3960
Number of USD units outstanding			
- outstanding at the beginning of the year	-	2,023,379.812	1,158,336.218
- subscribed	-	293,413.975	260,672.800
- redeemed	-	(1,075,261.058)	(622,077.869)
- outstanding at the end of the year	-	1,241,532.729	796,931.149
Net asset value per USD unit (in USD)			
- as at December 31, 2022	-	8.0915	8.3427
- as at December 31, 2021	-	9.9475	10.5313
- as at December 31, 2020	-	-	-

Alpha (LUX) Global Funds

Alpha (LUX) Global Defensive ESG FoF

STATEMENT OF INVESTMENTS AND OTHER NET ASSETS

as at December 31, 2022

(in EUR)

Currency	Quantity/ nominal	Description	Cost	Market value	% of net assets
<u>Undertakings for Collective Investment</u>					
<u>Investment Funds</u>					
EUR	19	BNP FLEX CONV IRHC	2,000,045.81	1,987,166.03	4.66%
EUR	17	BNP PAR SEB 12M-I- CAP	1,728,410.59	1,684,106.93	3.95%
EUR	56,160	BNPP IC EUR 3M SHS CLASS CAP	5,604,500.62	5,608,200.22	13.17%
EUR	50,000	DWS FLOATING RATE NOTES FC	4,206,367.73	4,160,000.00	9.77%
EUR	84,139	FR TI EU TOT RET IC -I (ACC) -CAP	1,283,225.69	1,188,883.50	2.79%
EUR	300,228	JPMF EUR GOV SH D BD -C- EUR ACC	3,325,000.00	3,245,467.74	7.62%
EUR	50,501	JPMORGAN EU GOV BOND -C- EUR /CAP	750,000.00	726,760.87	1.71%
EUR	56,000	N1 LOW D EUR BD SHS BI EUR CAP	5,757,479.59	5,724,040.00	13.44%
EUR	26	NN L US HD IC	449,995.16	445,485.66	1.05%
EUR	22,750	PARVEST ENH CASH 6M /-I- /EUR CAP	2,588,853.79	2,519,530.38	5.91%
EUR	562,400	SISF EURO SHORT T. BOND -C- CAP	4,318,160.21	4,069,639.75	9.55%
EUR	717	SISF US LA CAP EQ EUR -C- /CAP	182,000.00	180,289.78	0.42%
EUR	20,000	XTR2 EGB13-1C- CAP /EUR	3,277,949.70	3,190,500.00	7.49%
Total - Investment Funds			35,471,988.89	34,730,070.86	81.53%
Total - Undertakings for Collective Investment			35,471,988.89	34,730,070.86	81.53%
<u>Transferable securities admitted to an official stock exchange listing</u>					
<u>Bonds</u>					
EUR	1,000,000	ITALY 0% 22-12.05.23 BOT	994,933.00	991,970.00	2.33%
EUR	1,000,000	ITALY 0% 22-14.07.23 BOT	991,750.00	986,760.00	2.32%
EUR	1,000,000	ITALY 0% 22-14.08.23 BOT	986,678.97	983,960.00	2.31%
Total - Bonds			2,973,361.97	2,962,690.00	6.96%
Total - Transferable securities admitted to an official stock exchange listing			2,973,361.97	2,962,690.00	6.96%
<u>Money Market Instruments</u>					
<u>Treasury Bills</u>					
EUR	1,000,000	DEUTSCHLAND 0% 13.04.23 TB	997,705.00	994,350.00	2.33%
EUR	500,000	DEUTSCHLAND 0% 22-18.10.23 TB	489,906.72	490,110.00	1.15%
EUR	400,000	DEUTSCHLAND 0% 22-20.09.23 TB	393,837.11	392,824.00	0.92%

The accompanying notes form an integral part of these financial statements.

Alpha (LUX) Global Funds

Alpha (LUX) Global Defensive ESG FoF

STATEMENT OF INVESTMENTS AND OTHER NET ASSETS (continued)

as at December 31, 2022

(in EUR)

Currency	Quantity/ nominal	Description	Cost	Market value	% of net assets
EUR	1,000,000	HELLENIC 0% 22-09.06.23 TB	991,680.00	989,860.00	2.33%
EUR	100,000	HELLENIC 0% 22-10.03.23 TB	100,220.00	99,420.00	0.23%
Total - Treasury Bills			2,973,348.83	2,966,564.00	6.96%
Total - Money Market Instruments			2,973,348.83	2,966,564.00	6.96%
Total Investments			41,418,699.69	40,659,324.86	95.45%
Other Net Assets				1,935,958.91	4.55%
Total Net Assets				42,595,283.77	100.00%

The accompanying notes form an integral part of these financial statements.

Alpha (LUX) Global Funds

Alpha (LUX) Global Defensive ESG FoF

GEOGRAPHICAL CLASSIFICATION OF INVESTMENTS

as at December 31, 2022

(by Country of incorporation - in percentage of net assets)

Luxembourg	81.53%
Italy	6.96%
Germany	4.40%
Greece	<u>2.56%</u>
TOTAL	<u><u>95.45%</u></u>

Alpha (LUX) Global Funds

Alpha (LUX) Global Defensive ESG FoF

INDUSTRIAL CLASSIFICATION OF INVESTMENTS

as at December 31, 2022

(in percentage of net assets)

Investment Funds	81.53%
States, Provinces, and Municipalities	<u>13.92%</u>
TOTAL	<u>95.45%</u>

Alpha (LUX) Global Funds

Alpha (LUX) Global Balanced ESG FoF

STATEMENT OF INVESTMENTS AND OTHER NET ASSETS

as at December 31, 2022

(in EUR)

Currency	Quantity/ nominal	Description	Cost	Market value	% of net assets
<u>Undertakings for Collective Investment</u>					
<u>Investment Funds</u>					
EUR	18	BNP FLEX CONV IRHC	1,866,610.76	1,851,908.35	2.00%
EUR	15	BNP PAR SEB 12M-I- CAP	1,569,521.37	1,526,847.19	1.65%
EUR	60,000	BNPP INSTICASH M3E / -I- CAP	6,001,606.59	5,991,678.00	6.49%
EUR	54,951	DWS FLOATING RATE NOTES FC	4,614,865.24	4,571,915.96	4.95%
EUR	59,195	ISHARES EUR AGGREGATE BOND UCITS ETF EUR (DIST)	6,855,012.63	6,172,854.60	6.68%
EUR	16,000	ISHS VI CORE S&P500 UCITS CAP	6,542,350.00	5,932,800.00	6.42%
USD	12,959	JPM FL. /US SEL. EQUI. -C- USD CAP	6,357,414.95	6,491,129.15	7.03%
EUR	10,878	JPMF EU EQ PL CC- JPMC EUR- CAP	2,870,000.00	2,962,143.25	3.21%
USD	239,360	JPMF US VALUE -C- USD /CAP	7,929,504.83	9,384,793.27	10.16%
EUR	810,318	JPMORGAN EU GOV BOND -C- EUR /CAP	12,480,000.00	11,661,293.40	12.62%
EUR	139	NN L US HD IC	2,379,968.82	2,369,719.67	2.57%
EUR	37,116	PARV GREEN BD -I- EUR /CAP	3,871,098.05	3,173,435.87	3.44%
EUR	10,599	PICTET-JAP EQ S SHS -I-EUR /CAP	1,700,000.00	1,685,798.00	1.82%
USD	41,336	SISF /US LARGE CAP -C- CAP	9,403,925.58	10,416,353.45	11.27%
EUR	77,359	SISF EMER MKTS -C- /CAP	1,408,772.94	1,277,944.03	1.38%
EUR	300,000	SISF EURO SHORT T. BOND -C- CAP	2,300,310.11	2,170,860.00	2.35%
EUR	44,000	XTR2 EGB-1C-CAP /EUR	9,726,079.20	8,961,040.00	9.70%
Total - Investment Funds			87,877,041.07	86,602,514.19	93.74%
Total - Undertakings for Collective Investment			87,877,041.07	86,602,514.19	93.74%
<u>Transferable securities admitted to an official stock exchange listing</u>					
<u>Bonds</u>					
EUR	1,000,000	ITALY 0% 22-14.08.23 BOT	986,678.97	983,960.00	1.07%
Total - Bonds			986,678.97	983,960.00	1.07%
Total - Transferable securities admitted to an official stock exchange listing			986,678.97	983,960.00	1.07%

The accompanying notes form an integral part of these financial statements.

Alpha (LUX) Global Funds

Alpha (LUX) Global Balanced ESG FoF

STATEMENT OF INVESTMENTS AND OTHER NET ASSETS (continued)

as at December 31, 2022

(in EUR)

Currency	Quantity/ nominal	Description	Cost	Market value	% of net assets
<u>Money Market Instruments</u>					
<u>Treasury Bills</u>					
EUR	1,000,000	DEUTSCHLAND 0% 22-19.07.23 TB	987,797.54	987,430.00	1.07%
EUR	1,000,000	HELLENIC 0% 22-09.06.23 TB	991,680.00	989,860.00	1.07%
Total - Treasury Bills			<u>1,979,477.54</u>	<u>1,977,290.00</u>	<u>2.14%</u>
Total - Money Market Instruments			<u>1,979,477.54</u>	<u>1,977,290.00</u>	<u>2.14%</u>
Total Investments			<u>90,843,197.58</u>	<u>89,563,764.19</u>	<u>96.95%</u>
Other Net Assets				<u>2,821,548.33</u>	<u>3.05%</u>
Total Net Assets				<u>92,385,312.52</u>	<u>100.00%</u>

The accompanying notes form an integral part of these financial statements.

Alpha (LUX) Global Funds

Alpha (LUX) Global Balanced ESG FoF

GEOGRAPHICAL CLASSIFICATION OF INVESTMENTS

as at December 31, 2022

(by Country of incorporation - in percentage of net assets)

Luxembourg	80.64%
Ireland	13.10%
Greece	1.07%
Germany	1.07%
Italy	<u>1.07%</u>
TOTAL	<u><u>96.95%</u></u>

Alpha (LUX) Global Funds

Alpha (LUX) Global Balanced ESG FoF

INDUSTRIAL CLASSIFICATION OF INVESTMENTS

as at December 31, 2022

(in percentage of net assets)

Investment Funds	93.74%
States, Provinces, and Municipalities	<u>3.21%</u>
TOTAL	<u>96.95%</u>

Alpha (LUX) Global Funds

Alpha (LUX) Global Themes ESG FoF

STATEMENT OF INVESTMENTS AND OTHER NET ASSETS

as at December 31, 2022

(in EUR)

Currency	Quantity/ nominal	Description	Cost	Market value	% of net assets
<u>Undertakings for Collective Investment</u>					
<u>Investment Funds</u>					
EUR	3,300	BNP PAR DIS TEC-I-CAP	6,011,109.23	5,998,839.00	6.02%
EUR	73,442	BNP PAR IN GR IC SHS -I- CAP	9,593,455.80	9,937,477.34	9.98%
EUR	22,000	ISHS WRLD SRI — ACCUM SHS EUR	156,816.00	183,700.00	0.19%
EUR	55,000	JPMF GL HEALTH -JPM C- EUR /CAP	9,134,433.73	10,120,000.00	10.16%
EUR	350,000	LM INFRA VALUE ACC PRE SHS EUR	7,395,928.43	8,281,000.00	8.32%
EUR	305	MIROVA GLOBAL SUS EQ - I/A- EUR /CAP	8,116,291.69	8,068,420.96	8.10%
EUR	112	NN L US HD IC	1,999,986.30	1,905,367.31	1.91%
EUR	275,000	NORDEA 1 CLIM ENV -BI-BASE CRNCY /CAP	8,120,203.53	8,706,500.00	8.74%
EUR	9,574	PARV CLIM IMP -I- EUR /CAP	3,035,724.30	2,837,142.24	2.85%
EUR	17,607	PICTET NUTR -I EUR /CAP	5,125,750.72	4,725,985.29	4.75%
EUR	23,669	PICTET SECURITY -I- EUR /CAP	8,063,457.48	6,963,223.63	6.99%
EUR	14,824	PICTET-GL EO -I- EUR /CAP	4,614,247.32	4,649,392.11	4.67%
EUR	13,951	R CAP G STAR EQ SHS-IL-EUR /CAP	2,950,000.00	2,808,401.12	2.82%
USD	30,209	SISF FD GLB ENE CC	5,492,172.65	5,561,712.70	5.58%
EUR	211,893	SISF GL CLIM EQ -C- CAP	6,157,957.54	6,073,256.84	6.10%
USD	31,416	SISF GL SUS GR -C- USD /CAP	8,887,914.74	9,193,730.85	9.23%
Total - Investment Funds			94,855,449.46	96,014,149.39	96.41%
Total - Undertakings for Collective Investment			94,855,449.46	96,014,149.39	96.41%
Total Investments			94,855,449.46	96,014,149.39	96.41%
Other Net Assets				3,578,109.84	3.59%
Total Net Assets				99,592,259.23	100.00%

The accompanying notes form an integral part of these financial statements.

Alpha (LUX) Global Funds

Alpha (LUX) Global Themes ESG FoF

GEOGRAPHICAL CLASSIFICATION OF INVESTMENTS

as at December 31, 2022

(by Country of incorporation - in percentage of net assets)

Luxembourg	96.22%
Ireland	<u>0.19%</u>
TOTAL	<u>96.41%</u>

Alpha (LUX) Global Funds

Alpha (LUX) Global Themes ESG FoF

INDUSTRIAL CLASSIFICATION OF INVESTMENTS

as at December 31, 2022

(in percentage of net assets)

Investment Funds	<u>96.41%</u>
TOTAL	<u><u>96.41%</u></u>

Alpha (LUX) Global Funds

NOTES TO THE FINANCIAL STATEMENTS as at December 31, 2022

NOTE 1 - GENERAL INFORMATION

Alpha (LUX) Global Funds (the “Fund”) is an undertaking for collective investment in transferable securities (a “UCITS”) in the form of a common fund (“fonds commun de placement”) subject to Part I of the Law of December 17, 2010 transposing Directive 2009/65/EC (as amended by Directive 2014/91/EU) on the coordination of laws, regulations and administrative provisions relating to undertakings for collective investment in transferable securities. The date of inception of the Fund was March 09, 2017.

The Fund is managed by Alpha Asset Management M.F.M.C. (“Management Company”). A notice advising of the deposit of the Management Regulations was published in the Recueil Electronique de Sociétés et Associations (“RESA”) of the Trade and Companies Register on February 13, 2018. The assets of the Fund are separate from those of the Management Company and the Fund is not liable for the obligations of the Management Company.

The Fund is an undivided collection of assets which are held in common by, and managed in the interest of the Unitholders. The Fund has an umbrella structure, which means that it is composed of at least one sub-fund. The sub-funds may have similar or different investment objectives and policies.

The Management Company may issue Units in several classes in each sub-fund and may decide at any time to create further sub-funds and additional Classes.

All sub-funds are denominated in EURO.

As at December 31, 2022, three sub-funds were active:

Alpha (LUX) Global Defensive ESG FoF.

Alpha (LUX) Global Balanced ESG FoF.

Alpha (LUX) Global Themes ESG FoF.

The Unit Class EUR I was launched on June 01, 2017 and the Unit Class EUR was launched on July 14, 2017 for the sub-funds Alpha (LUX) Global Defensive ESG FoF and Alpha (LUX) Global Balanced ESG FoF. Both unit classes were launched on January 02, 2020 for Alpha (LUX) Global Themes ESG FoF. The USD Unit Classes for the sub-funds Alpha (LUX) Global Themes ESG FoF and Alpha (LUX) Global Balanced ESG FoF were launched on April 19, 2021.

The Units of the sub-fund are accumulating Units irrespective of the Unit Class. Unit Classes available as at December 31, 2022 and the maximum charges applicable are shown below:

Sub-Fund and Class	Subscription Fee	Redemption Fee	Subscription Tax
Alpha (LUX) Global Defensive ESG FoF, EUR I	Up to 1.5%	Up to 1.5%	0.01%
Alpha (LUX) Global Defensive ESG FoF, EUR	Up to 3%	Up to 3%	0.05%
Alpha (LUX) Global Balanced ESG FoF, EUR I	Up to 1.5%	Up to 1.5%	0.01%
Alpha (LUX) Global Balanced ESG FoF, EUR	Up to 3%	Up to 3%	0.05%
Alpha (LUX) Global Balanced ESG FoF, USD	Up to 3%	Up to 3%	0.05%
Alpha (LUX) Global Themes ESG FoF, EUR I	Up to 1.5%	Up to 1.5%	0.01%
Alpha (LUX) Global Themes ESG FoF, EUR	Up to 3%	Up to 3%	0.05%
Alpha (LUX) Global Themes ESG FoF, USD	Up to 3%	Up to 3%	0.05%

For the Conversion Fee, this may not exceed the difference between the Subscription Fee paid initially when buying units of the sub-fund they leave and the Subscription Fee applicable to the sub-fund of which they become Unitholders.

Alpha (LUX) Global Funds

NOTES TO THE FINANCIAL STATEMENTS (continued) as at December 31, 2022

NOTE 2 - PRINCIPAL ACCOUNTING POLICIES

The Fund's financial statements are prepared in accordance with the regulations in force in Luxembourg related to Undertakings for Collective Investment. The financial statements have been presented on the basis of the Net Asset Value of December 30, 2022, calculated on January 2, 2023. In accordance with the prospectus, the net asset values have been calculated using the latest prices and exchange rates known at the time of the calculation.

a) Valuation principles

The value of the assets of each sub-fund shall be determined as follows:

i) The value of any cash on hand or on deposit, bills and demand notes and accounts receivable, prepaid expenses, cash dividends and interest declared or accrued as aforesaid and not yet received is deemed to be the full amount thereof, unless in any case the same is reasonably considered by the Administrative Agent or its agents unlikely to be paid or received in full, in which case the value thereof shall be determined after making such discount as may be considered appropriate in such case to reflect the true value thereof;

ii) Securities traded on a stock exchange or other Regulated Market are valued on the basis of their last available price on the relevant stock exchange or market which is normally the main market for such assets;

iii) Securities for which no price quotation is available or for which the price referred to in the previous indent is not representative of the fair market value, will be valued prudently, and in good faith on the basis of their reasonably foreseeable sales prices pursuant to the policies established in good faith by the Board of Directors of the Management Company;

iv) Where practice allows, liquid assets, money market instruments and all other instruments such as those with interest rates adjusted at least annually based on market conditions, may be valued at nominal value plus any accrued interest or an amortized costs basis;

v) The liquidating value of futures, forward and options contracts not traded on a stock exchange or other Regulated Market shall mean their net liquidating value determined on a basis consistently applied for each different variety of contracts. The liquidating value of futures, forward and options contracts traded on stock exchanges or other Regulated Markets shall be based upon the last available settlement prices of the contracts on stock exchanges or other Regulated Markets on which the contracts are traded by the Fund;

vi) Securities issued by open-ended investment funds shall be valued at their last available Net Asset Value or in accordance with item (ii) above where such securities are listed;

vii) Values expressed in a currency other than the Reference Currency of a sub-fund and/or Unit Class shall be converted on the basis of the rate of exchange prevailing on the relevant valuation day or such other exchange rate as the Board of Directors may determine is appropriate to provide a fair market value pursuant to (iii).

viii) The costs and expenses of the formation of the Fund and the initial issue of its Units will be amortized over a period not exceeding five years. The expenses are borne by the sub-funds created at the launch of the Fund.

ix) Investments in securities are accounted for on a trade date basis. Realised gains and losses on sales of investments in securities are determined on the average cost basis and include transaction costs.

x) Dividend and interest income are shown net of withholding tax deducted at source and are recorded as income on the ex-dividend date. Interest income is accrued on a daily basis.

xi) A detailed schedule of portfolio movements for each sub-fund is available free of charge upon request at the registered office of the Fund.

Alpha (LUX) Global Funds

NOTES TO THE FINANCIAL STATEMENTS (continued) as at December 31, 2022

NOTE 2 - PRINCIPAL ACCOUNTING POLICIES (continued)

The value of all assets and liabilities not expressed in the reference currency of a sub-fund will be converted into the reference currency of such sub-fund as rates last quoted by major banks. If such quotations are not available, the rate of exchange will be determined in good faith by or under procedures established by the Board of Directors of the Management Company.

Exchange rate as at December 31, 2022 is:

1 EUR = 1.070450 USD

b) Combined financial statements of the Fund

The combined statement of the Fund's net assets and the combined statement of operations and changes in net assets which are expressed in EUR are the sum of the statement of net assets and the statement of operations and changes in net assets of each sub-fund.

NOTE 3 - MANAGEMENT FEE

The Fund is managed by a duly authorized and regulated Greek Management Company, Alpha Asset Management M.F.M. C. that pursues this activity under the freedom to provide services not only for this Fund but also for other UCITS. The Management Company is organized under the Directive 2009/65/CE.

The Management Company is supervised by the competent Greek supervisory authority Hellenic Capital Market Commission ("HCMC").

The articles of incorporation of the Management Company were first published on October 05, 1989. The Management Company was incorporated for an unlimited period of time with the purpose of managing UCITS.

In accordance with Directive 2009/65/CE the Management Company is authorized to delegate under its responsibility and control, and with consent and under supervision of its Board of Directors, part or all of its functions and duties to third parties.

The Management Company receives for each Class in each sub-fund a management fee payable at the end of each month in arrears at an annual rate. The rates effective as at December 31, 2022 are shown below:

Sub-Fund	EUR I	EUR	USD
Alpha (LUX) Global Defensive ESG FoF	0.25%	0.50%	N/A
Alpha (LUX) Global Balanced ESG FoF	0.60%	1.25%	1.25%
Alpha (LUX) Global Themes ESG FoF	0.75%	1.50%	1.50%

The effective rates can be revised at any time, as long so they do not exceed the maximum rates disclosed in the current prospectus.

The percentage amount is calculated on a daily basis on the Net Asset Value of that day of the relevant Class over the year by reference to which the fee is calculated.

The Management Company shall pay, out of the Management Fee, the following fees and expenses:

- where applicable the fees and expenses due to the Investment Manager and any appointed Sub-Investment Manager.

If the afore mentioned expenses to be paid are superior to the amount of management fees received, the expenses will be covered by the Management Company.

Alpha (LUX) Global Funds

NOTES TO THE FINANCIAL STATEMENTS (continued) as at December 31, 2022

NOTE 4 - INVESTMENT MANAGER

The Management Company performs the investment management itself and has currently not appointed an investment manager to assist with the management of the sub-funds. The Management Company may appoint an Investment Manager for each sub-fund to assist in the management of the individual portfolios.

NOTE 5 - DEPOSITARY BANK

The Management Company has appointed RBC Investor Services Bank S.A. ("RBC"), having its registered office at 14, Porte de France, L-4360 Esch-sur-Alzette, Grand Duchy of Luxembourg, as Depositary Bank.

The Fund will pay to the Depositary and Paying Agent, the Administrative, Registrar and Transfer Agent annual fees which will vary up to a maximum of 0,5% of the Net Asset Value at the Fund level subject to a minimum fee per Sub-Fund of EUR 10,600 and a minimum fee of EUR 24,000 at the Fund level. These fees are calculated on a daily basis on the Net Asset Value and do not include any transaction related fees, and costs of sub-custodians or similar agents.

The depositary fees paid for the year under review for each Sub-fund are shown in the table below:

Sub-Fund	EUR
Alpha (LUX) Global Defensive ESG FoF	20,742.05
Alpha (LUX) Global Balanced ESG FoF	41,735.07
Alpha (LUX) Global Themes ESG FoF	43,024.75

NOTE 6 - ADMINISTRATIVE AGENT, REGISTRAR, PAYING AGENT AND TRANSFER AGENT

RBC Investor Services Bank S.A. is entrusted with all administrative duties that arise in connection with the administration of the Fund, including the issue and redemption of Units, valuation of the assets, calculation of the Net Asset Value, accounting and maintenance of the registrar of Unitholders.

In its capacity as Registrar, Paying Agent and Transfer Agent, RBC Investor Services Bank S.A. is also responsible for handling the processing of subscriptions for Units of the Fund, dealing with requests for redemption and conversion of Units of the Fund and accepting transfers of funds and safekeeping the registrar of Unitholders.

The appointment was made pursuant to an Agreement between the Management Company and the Administrative, Registrar, Paying Agent and Transfer Agent, for an unlimited period of time from the date of its signature.

The Administrative and Transfer Agent fees paid for the year under review for each Sub-fund are shown in the table below:

Sub-Fund	EUR
Alpha (LUX) Global Defensive ESG FoF	21,989.02
Alpha (LUX) Global Balanced ESG FoF	27,133.19
Alpha (LUX) Global Themes ESG FoF	28,617.16

NOTE 7 - TAXATION

The Fund is not subject to any taxes in Luxembourg on income or capital gains, nor are dividends paid by the Fund liable to any Luxembourg withholding tax.

Alpha (LUX) Global Funds

NOTES TO THE FINANCIAL STATEMENTS (continued) as at December 31, 2022

NOTE 7 - TAXATION (continued)

However the Fund is liable in Luxembourg to an annual subscription tax (taxe d'abonnement) of 0.05%, calculated and payable quarterly on the aggregate Net Asset Value of the outstanding Units of the Fund at the end of each quarter. This annual tax is reduced to 0.01% on the aggregate Net Asset Value of the Units in the Classes reserved for institutional investors as well as in sub-funds that invest exclusively in certain short-term transferable debt securities and other instruments pursuant to the Grand-Ducal Regulation of April 14, 2004. This rate is reduced to 0.00% for the portion of the assets of the Fund invested in other Luxembourg undertakings for collective investment already submitted to the annual subscription tax.

No stamp duty or other tax is payable in Luxembourg on the issue of Units in the Fund.

NOTE 8 - TRANSACTION COSTS

For the year ended December 31, 2022, there were no transaction costs incurred by the Fund.

NOTE 9 - SIGNIFICANT EVENTS DURING THE YEAR

Effective January 01, 2022, Panagiotis D. Antonopoulos was appointed to the Board of Directors of the Company.

Effective February 25, 2022, Christos P. Bossolis was appointed as Director of the Board of the Company and Nikolaos S.Karathanassis resigned as Director of the Board of the Company.

NOTE 10 - SUBSEQUENT EVENTS

There is no subsequent event.

Alpha (LUX) Global Funds

INFORMATION TO UNITHOLDERS (UNAUDITED)

The absolute VaR will be limited to 20% of the Net Asset Value. For Alpha (LUX) Global Defensive ESG FoF, Alpha (LUX) Global Balanced ESG FoF and Alpha (LUX) Global Themes ESG FoF, the Management Company uses the relative VaR method. The method used for the leverage calculation is the sum of notionals. The benchmark used for VaR computation are shown below:

Sub-Funds	Benchmark
Alpha (LUX) Global Defensive ESG FoF	70% Bloomberg Euro Aggregate 1-3 Year Total Return Index 10% MSCI Europe Price Return EUR Index 20% Barclays Benchmark Overnight EUR Cash Index
Alpha (LUX) Global Balanced ESG FoF	50% MSCI All Country World Price Return USD Index 40% Bloomberg Euro Aggregate Bond Total Return Index 10% Barclays Benchmark Overnight EUR Cash Index
Alpha (LUX) Global Themes ESG FoF	MSCI All Country World Price Return USD Index

Sub-Fund Name	VaRp*	VaRb**	NAV December 31, 2022
Alpha (LUX) Global Defensive ESG FoF	299,350	930,018	42,595,283.77
Alpha (LUX) Global Balanced ESG FoF	6,148,501	7,814,691	92,385,312.52
Alpha (LUX) Global Themes ESG FoF	11,683,945	14,455,484	99,592,259.23

Global Market Risk Exposure

Sub-Fund Name	Global Market Risk Exposure Calculation Method	VaR Model	Reference Portfolio	VaR Limit	Lowest Utilisation of VaR Limit	Highest Utilisation of VaR Limit	Average Utilisation of VaR Limit
Alpha (LUX) Global Defensive ESG FoF	Relative VaR	Historical Simulation	Fund Benchmark	200%	16.0%	28.5%	16.0%
Alpha (LUX) Global Balanced ESG FoF	Relative VaR	Historical Simulation	Fund Benchmark	200%	30.1%	42.9%	30.1%
Alpha (LUX) Global Themes ESG FoF	Relative VaR	Historical Simulation	Fund Benchmark	200%	31.5%	42.3%	31.5%

* VaRp - Portfolio Value at Risk

** VaRb - Benchmark Value at Risk

Alpha (LUX) Global Funds

INFORMATION TO UNITHOLDERS (UNAUDITED) (continued)

Information Concerning the Remuneration Policy

The total amount of annual remuneration (fixed and variable) for fiscal year 2022 paid by the management company Alpha Asset Management A.E.D.A.K., stood at € 2.203.378 and the total number of beneficiaries at 48 (incl. leavers).

Below, is given an analysis of the aggregate remuneration per personnel category:

Categories	Fixed Annual Remuneration	Variable Annual Remuneration
Executive Directors (MRT's)	€ 407,313.35	€ 50,004.66
Non-Executive Directors	€ 77,425.01	-
Senior Management Executives	€ 416,142.86	€ 46,220.00
Staff of Control Functions (MRT's)	€ 87,499.40	€ 11,108.67
Other Employees that Assume Risks	€ 359,420.63	€ 16,700.00
Supporting Functions	€ 701,843.21	€ 29,700.00

The Remuneration Policy applies to all employees of the Management Company, including individuals whose professional activities may have a material impact on the risk profile of the Management Company or the UCITS the Company manages. The Material Risk Takers (MRT's) include members of the Board of the Management Company and the heads of relevant Control Functions (Risk Manager, Compliance Officer, Internal Auditor) in whom 50% of variable remuneration is payable in cash, while the remaining 50% is payable in kind (by way of instruments). 60% of the variable remuneration awarded to MRTs is payable, as an upfront payment, within the year in which the allocation is made, whilst 40% of such remuneration is deferred for three (3) years. Moreover, 50% of such upfront payment (i.e. of the 60%) is payable in kind, to which however a retention period of, at least, (1) one year applies as of their vesting, namely the moment the relevant beneficiary becomes the legal owner of the instrument.

The details of the updated Remuneration Policy, including, inter alia, a description of how remuneration and benefits are calculated and the identity of persons responsible for adopting and implementing the Remuneration Policy, are available at the Company's website by <https://www.alphamutual.gr/site/content.asp?sel=292&loc=2>.

Alpha (LUX) Global Funds

INFORMATION TO UNITHOLDERS (UNAUDITED) (continued)

SECURITIES FINANCING TRANSACTIONS REGULATION (“SFTR”)

As at the date of financial statements, Alpha (LUX) Global Funds is currently not concerned by the requirements of the SFTR regulation 2015/2365 on the transparency of securities financing transactions and of reuse. Furthermore, no corresponding transactions were carried out during the year under review.

INFORMATION TO UNITHOLDERS (UNAUDITED) (continued)

SUSTAINABLE FINANCE DISCLOSURE REGULATION (“SFDR”)

ANNEX IV

Template periodic disclosure for the financial products referred to in Article 8, paragraphs 1, 2 and 2a, of Regulation (EU) 2019/2088 and Article 6, first paragraph, of Regulation (EU) 2020/852

Product name: Alpha (LUX) Global Defensive ESG FoF

Legal entity identifier: 213800C4OW3KLNTZNF92

Environmental and/or social characteristics

Did this financial product have a sustainable investment objective?

<input checked="" type="radio"/> <input type="radio"/> Yes	<input type="radio"/> <input checked="" type="radio"/> No
<p><input type="checkbox"/> It made sustainable investments with an environmental objective: ___%</p> <ul style="list-style-type: none"> <input type="checkbox"/> in economic activities that qualify as environmentally sustainable under the EU Taxonomy <input type="checkbox"/> in economic activities that do not qualify as environmentally sustainable under the EU Taxonomy <p><input type="checkbox"/> It made sustainable investments with a social objective: ___%</p>	<p><input type="checkbox"/> It promoted Environmental/Social (E/S) characteristics and while it did not have as its objective a sustainable investment, it had a proportion of ___% of sustainable investments</p> <ul style="list-style-type: none"> <input type="checkbox"/> with an environmental objective in economic activities that qualify as environmentally sustainable under the EU Taxonomy <input type="checkbox"/> with an environmental objective in economic activities that do not qualify as environmentally sustainable under the EU Taxonomy <input type="checkbox"/> with a social objective <p><input checked="" type="checkbox"/> It promoted E/S characteristics, but did not make any sustainable investments</p>



To what extent were the environmental and/or social characteristics promoted by this financial product met?

Alpha (LUX) Global Defensive ESG FoF (the “Sub-Fund”) was managed by Alpha Asset Management M.F.M.C. (the “Management Company”) in accordance with its ESG policy.

The Sub-Fund invested primarily in units of externally managed UCITS and/or other UCIs, including ETFs (“underlying funds”). The characteristics promoted by this Sub-Fund consisted of investing in underlying funds with excellent Environmental, Social and Governance (ESG) ratings, while excluding underlying funds with lagging performance in terms of ESG ratings. Highly rated underlying funds consisted of issuers with leading or improving management of key ESG risks.

Sustainable investment means an investment in an economic activity that contributes to an environmental or social objective, provided that the investment does not significantly harm any environmental or social objective and that the investee companies follow good governance practices.

The **EU Taxonomy** is a classification system laid down in Regulation (EU) 2020/852, establishing a list of **environmentally sustainable economic activities**. That Regulation does not include a list of socially sustainable economic activities. Sustainable investments with an environmental objective might be aligned with the Taxonomy or not.

Sustainability indicators measure how the environmental or social characteristics promoted by the financial product are attained.

INFORMATION TO UNITHOLDERS (UNAUDITED) (continued)

SUSTAINABLE FINANCE DISCLOSURE REGULATION (“SFDR”) (continued)

As part of its investment strategy, the Sub-Fund applied certain Environmental, Social, and Governance (ESG) criteria in order to define an eligible universe of underlying funds that had leading ESG ratings and tilted the portfolio in favour of strong sustainability performers. This was mainly implemented through a combination of exclusion/negative screening and positive/best-in-class screening at the “asset manager” and “underlying fund” level.

More particularly,

- at the “**asset manager**” level: the ESG policy aimed to identify ESG quality and accountability in asset managers’ processes and investment culture. More specifically, the Sub-Fund selected underlying funds managed by asset managers that were UN Principles for Responsible Investments (PRI) signatories and in their most recent PRI assessment had received a module score for their overall approach to responsible investment that put them at or above the median score of their relevant peer group.
- at the “**underlying fund**” level: the resilience of underlying funds to long-term risks and opportunities arising from ESG issues was measured by their MSCI ESG Fund rating. The Sub-Fund invested at least 60% of its total assets in underlying funds with a MSCI ESG Fund rating of AAA, AA or A. Funds with a MSCI ESG Fund rating of BBB or BB accounted for no more than 40% of the Sub-Funds total assets, while funds with a MSCI ESG Fund rating of B or CCC were excluded. Non ESG-rated funds accounted for no more than 10% of the Sub-Fund total assets.



During the reference period, the proportion of investments aligned with the E/S characteristics promoted by the Sub-Fund was 85.62%.

● **How did the sustainability indicators perform?**

Sustainability Indicators	Exposure*
Underlying funds with an ESG Rating of AAA, AA, A	81.85%
Underlying funds with an ESG Rating of BBB, BB	3.77%
Underlying funds with an ESG Rating of B or CCC	0.00%

* Average end-of-quarter exposures

In addition, all the underlying funds selected by the Sub-Fund were managed by asset managers that were PRI signatories and in their most recent PRI assessment they received a module score for their overall approach to responsible investment that put them at or above the median score of their relevant peer group.

● **...and compared to previous periods?**

Not applicable. This is the first reporting period for which the Sub-Fund provides reporting on sustainability indicator performance.

● **What were the objectives of the sustainable investments that the financial product partially made and how did the sustainable investment contribute to such objectives?**

Not applicable. During the reporting period the Sub-Fund did not commit to a minimum proportion of sustainable investments.

INFORMATION TO UNITHOLDERS (UNAUDITED) (continued)

SUSTAINABLE FINANCE DISCLOSURE REGULATION (“SFDR”) (continued)

How did the sustainable investments that the financial product partially made not cause significant harm to any environmental or social sustainable investment objective?

Not applicable. During the reporting period the Sub-Fund did not commit to a minimum proportion of sustainable investments.

How were the indicators for adverse impacts on sustainability factors taken into account?

Not applicable. During the reporting period the Sub-Fund did not consider principal adverse impacts.

Were sustainable investments aligned with the OECD Guidelines for Multinational Enterprises and the UN Guiding Principles on Business and Human Rights? Details:

Not applicable. During the reporting period the Sub-Fund did not commit to a minimum proportion of sustainable investments.

The EU Taxonomy sets out a “do not significant harm” principle by which Taxonomy-aligned investments should not significantly harm EU Taxonomy objectives and is accompanied by specific Union criteria.

The “do no significant harm” principle applies only to those investments underlying the financial product that take into account the EU criteria for environmentally sustainable economic activities. The investments underlying the remaining portion of this financial product do not take into account the EU criteria for environmentally sustainable economic activities.

Any other sustainable investments must also not significantly harm any environmental or social objectives.

How did this financial product consider principal adverse impacts on sustainability factors?

Since the Sub-Fund invested primarily in externally managed funds and did not make investment decisions regarding the specific assets in these funds, we could not consider principal adverse impacts on sustainability factors of the underlying assets.



Principal adverse impacts are the most significant negative impacts of investment decisions on sustainability factors relating to environmental, social and employee matters, respect for human rights, anti-corruption and anti-bribery matters.

INFORMATION TO UNITHOLDERS (UNAUDITED) (continued)

SUSTAINABLE FINANCE DISCLOSURE REGULATION (“SFDR”) (continued)



What were the top investments of this financial product?

Largest investments	Sector	% Assets *	Country
Nordea 1 SICAV - Low Duration European Covered Bond Fund	Trusts, funds and similar financial entities	13.30	Luxembourg
DWS Floating Rate Notes	Trusts, funds and similar financial entities	12.52	Luxembourg
BNP Paribas InstiCash EUR 3M	Trusts, funds and similar financial entities	12.49	Luxembourg
Schroder ISF EURO Short Term Bond	Trusts, funds and similar financial entities	9.86	Luxembourg
BNP Paribas Funds - Sustainable Enhanced Bond 12M	Trusts, funds and similar financial entities	7.03	Luxembourg
Cash Accounts	N/A	6.36	N/A
BNP Paribas Funds Enhanced Bond 6M	Trusts, funds and similar financial entities	5.54	Luxembourg
BlackRock Global Funds - Euro Short Duration Bond Fund	Trusts, funds and similar financial entities	5.29	Luxembourg
BNP Paribas Flexi I - Flexible Convertible Bond	Trusts, funds and similar financial entities	4.36	Luxembourg
JPMorgan Funds - Euro Government Short Duration Bond Fund	Trusts, funds and similar financial entities	3.77	Luxembourg
Xtrackers II Eurozone Government Bond 1-3 UCITS ETF	Trusts, funds and similar financial entities	3.71	Luxembourg
Franklin Templeton Investment Funds - Franklin European Total Return Fund	Trusts, funds and similar financial entities	3.31	Luxembourg
Nordea 1 SICAV - European Covered Bond Fund	Trusts, funds and similar financial entities	1.89	Luxembourg
German Treasury Bill	Administration of the State and the economic and social policy of the community	1.69	Germany
Italy Buoni Ordinari del Tesoro BOT	Administration of the State and the economic and social policy of the community	1.69	Italy

*Average end-of-quarter exposures



What was the proportion of sustainability-related investments?

The proportion of investments classified as Aligned with E/S characteristics was 85.62%. This proportion has been calculated by taking the average end-of quarter exposures.

INFORMATION TO UNITHOLDERS (UNAUDITED) (continued)

SUSTAINABLE FINANCE DISCLOSURE REGULATION (“SFDR”) (continued)

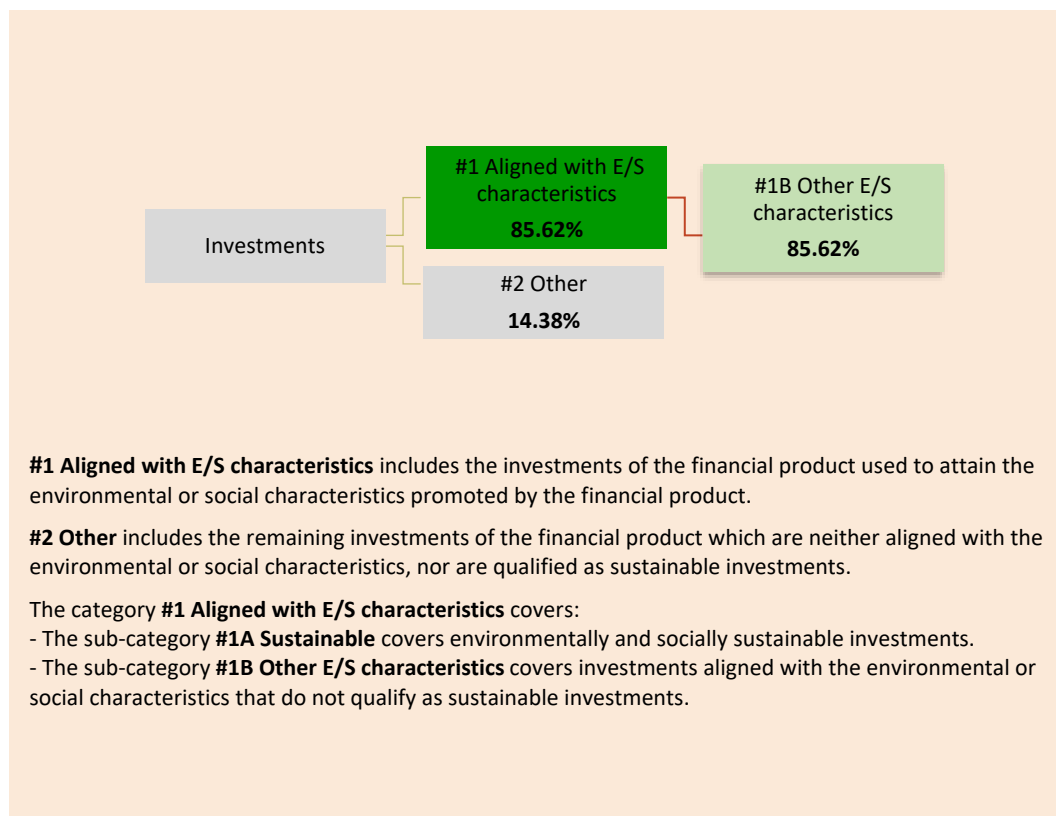
● **What was the asset allocation?**

Asset allocation describes the share of investments in specific assets.

To comply with the EU Taxonomy, the criteria for **fossil gas** include limitations on emissions and switching to fully renewable power or low-carbon fuels by the end of 2035. For **nuclear energy**, the criteria include comprehensive safety and waste management rules.

Enabling activities directly enable other activities to make a substantial contribution to an environmental objective.

Transitional activities are activities for which low-carbon alternatives are not yet available and among others have greenhouse gas emission levels corresponding to the best performance.



● **In which economic sectors were the investments made?**

Economic Sector	% Assets *
Trusts, funds and similar financial entities	85.62
Administration of the State and the economic and social policy of the community	8.02
N/A (Cash Accounts)	6.36

* Average end-of-quarter exposures



To what extent were the sustainable investments with an environmental objective aligned with the EU Taxonomy?

0%. During the reporting period the Sub-Fund did not commit to sustainable investments with an environmental objective aligned with the EU Taxonomy.

INFORMATION TO UNITHOLDERS (UNAUDITED) (continued)



SUSTAINABLE FINANCE DISCLOSURE REGULATION (“SFDR”) (continued)

● **Did the financial product invest in fossil gas and/or nuclear energy related activities complying with the EU Taxonomy¹?**

Not applicable. During the reporting period the Sub-Fund did not commit to sustainable investments with an environmental objective aligned with the EU Taxonomy.

- Yes:
 - In fossil gas
 - In nuclear energy
- No

The graphs below show in green the percentage of investments that were aligned with the EU Taxonomy. As there is no appropriate methodology to determine the taxonomy-alignment of sovereign bonds, the first graph shows the Taxonomy alignment in relation to all the investments of the financial product including sovereign bonds, while the second graph shows the Taxonomy alignment only in relation to the investments of the financial product other than sovereign bonds.*



* For the purpose of these graphs, ‘sovereign bonds’ consist of all sovereign exposures.

● **What was the share of investments made in transitional and enabling activities?**

0% of our investments were aligned with EU Taxonomy and therefore 0% of investments were made in transitional and enabling activity.

¹ Fossil gas and/or nuclear related activities will only comply with the EU Taxonomy where they contribute to limiting climate change (“climate change mitigation”) and do not significantly harm any EU Taxonomy objective - see explanatory note in the left hand margin. The full criteria for fossil gas and nuclear energy economic activities that comply with the EU Taxonomy are laid down in Commission Delegated Regulation (EU) 2022/1214.

Taxonomy-aligned activities are expressed as a share of:

- **turnover** reflecting the share of revenue from green activities of investee companies.
- **capital expenditure** (CapEx) showing the green investments made by investee companies, e.g. for a transition to a green economy.
- **operational expenditure** (OpEx) reflecting green operational activities of investee companies.

INFORMATION TO UNITHOLDERS (UNAUDITED) (continued)

SUSTAINABLE FINANCE DISCLOSURE REGULATION (“SFDR”) (continued)



are sustainable investments with an environmental objective that do not take into account the criteria for environmentally sustainable economic activities under Regulation (EU) 2020/852.

- **How did the percentage of investments that were aligned with the EU Taxonomy compare with previous reference periods?**

Not applicable. During the reporting period the Sub-Fund had 0% investments aligned with the EU Taxonomy. In addition, this is the first reporting-period for which the Sub-Fund provides reporting.



- **What was the share of sustainable investments with an environmental objective not aligned with the EU Taxonomy?**

Not applicable. During the reporting period the Sub-Fund did not commit to sustainable investments with an environmental objective aligned with the EU Taxonomy.



- **What was the share of socially sustainable investments?**

Not applicable. During the reporting period the Sub-Fund did not commit to socially sustainable investments.



- **What investments were included under “other”, what was their purpose and were there any minimum environmental or social safeguards?**

The Sub-Fund invested:

(i) 6.36% of its total assets in cash accounts, as a liquidity cushion in active portfolio management, depending on market conditions,

(ii) 8.02% of its total assets in Treasury Bills, as a liquidity cushion in active portfolio management, depending on market conditions.



- **What actions have been taken to meet the environmental and/or social characteristics during the reference period?**

As mentioned in our answer to the 1st question above, the Sub-Fund promoted environmental and/or social characteristics by taking the following actions:

At the **asset-manager** level, the Sub-Fund selected underlying funds managed by asset managers that were PRI signatories and in their most recent PRI assessment had received a module score for their overall approach to responsible investment that put them at or above the median score of their relevant peer group.

At the **underlying fund** level, the Sub-Fund:

- Invested at least 60% of its total assets in underlying funds with a MSCI ESG Fund rating of AAA, AA or A
- Invested no more than 40% of its total assets in underlying funds with a MSCI ESG Fund rating of BBB or BB
- Excluded funds with a MSCI ESG Fund rating of B or CCC
- Invested no more than 10% of its assets in non-ESG rated funds

INFORMATION TO UNITHOLDERS (UNAUDITED) (continued)

SUSTAINABLE FINANCE DISCLOSURE REGULATION (“SFDR”) (continued)



How did this financial product perform compared to the reference benchmark?

Incorporation of ESG criteria in the Sub-Fund’s investment strategy was not implemented with a reference to its benchmark or a designated index, sustainability index or mainstream index.

- ***How does the reference benchmark differ from a broad market index?***

Not-applicable

- ***How did this financial product perform with regard to the sustainability indicators to determine the alignment of the reference benchmark with the environmental or social characteristics promoted?***

Not-applicable

- ***How did this financial product perform compared with the reference benchmark?***

Not-applicable

- ***How did this financial product perform compared with the broad market index?***

Not-applicable

Reference benchmarks are indexes to measure whether the financial product attains the environmental or social characteristics that they promote.

INFORMATION TO UNITHOLDERS (UNAUDITED) (continued)

SUSTAINABLE FINANCE DISCLOSURE REGULATION (“SFDR”) (continued)

ANNEX IV

Template periodic disclosure for the financial products referred to in Article 8, paragraphs 1, 2 and 2a, of Regulation (EU) 2019/2088 and Article 6, first paragraph, of Regulation (EU) 2020/852

Product name: Alpha (LUX) Global Balanced ESG FoF

Legal entity identifier: 2138008TLUS9SQBZRT61

Environmental and/or social characteristics

Did this financial product have a sustainable investment objective?

<input checked="" type="radio"/> <input type="radio"/> Yes	<input type="radio"/> <input checked="" type="radio"/> No
<p><input type="checkbox"/> It made sustainable investments with an environmental objective: ___%</p> <ul style="list-style-type: none"> <input type="checkbox"/> in economic activities that qualify as environmentally sustainable under the EU Taxonomy <input type="checkbox"/> in economic activities that do not qualify as environmentally sustainable under the EU Taxonomy <p><input type="checkbox"/> It made sustainable investments with a social objective: ___%</p>	<p><input type="checkbox"/> It promoted Environmental/Social (E/S) characteristics and while it did not have as its objective a sustainable investment, it had a proportion of ___% of sustainable investments</p> <ul style="list-style-type: none"> <input type="checkbox"/> with an environmental objective in economic activities that qualify as environmentally sustainable under the EU Taxonomy <input type="checkbox"/> with an environmental objective in economic activities that do not qualify as environmentally sustainable under the EU Taxonomy <input type="checkbox"/> with a social objective <p><input checked="" type="checkbox"/> It promoted E/S characteristics, but did not make any sustainable investments</p>

To what extent were the environmental and/or social characteristics promoted by this financial product met?

Alpha (LUX) Global Balanced ESG FoF (the “Sub-Fund”) was managed by Alpha Asset Management M.F.M.C. (the “Management Company”) in accordance with its ESG policy.

The Sub-Fund invested primarily in units of externally managed UCITS and/or other UCIs, including ETFs (“underlying funds”). The characteristics promoted by this Sub-Fund consisted of investing in underlying funds with excellent Environmental, Social and Governance (ESG) ratings, while excluding underlying funds with lagging performance in terms of ESG ratings. Highly rated underlying funds consisted of issuers with leading or improving management of key ESG risks.



Sustainable investment means an investment in an economic activity that contributes to an environmental or social objective, provided that the investment does not significantly harm any environmental or social objective and that the investee companies follow good governance practices.

The **EU Taxonomy** is a classification system laid down in Regulation (EU) 2020/852, establishing a list of **environmentally sustainable economic activities**. That Regulation does not include a list of socially sustainable economic activities. Sustainable investments with an environmental objective might be aligned with the Taxonomy or not.

Sustainability indicators measure how the environmental or social characteristics promoted by the financial product are attained.

INFORMATION TO UNITHOLDERS (UNAUDITED) (continued)

SUSTAINABLE FINANCE DISCLOSURE REGULATION (“SFDR”) (continued)

As part of its investment strategy, the Sub-Fund applied certain Environmental, Social, and Governance (ESG) criteria in order to define an eligible universe of underlying funds that had leading ESG ratings and tilted the portfolio in favour of strong sustainability performers. This was mainly implemented through a combination of exclusion/negative screening and positive/best-in-class screening at the “asset manager” and “underlying fund” level.

More particularly,

- at the “**asset manager**” level: the ESG policy aimed to identify ESG quality and accountability in asset managers’ processes and investment culture. More specifically, the Sub-Fund selected underlying funds managed by asset managers that were UN Principles for Responsible Investments (PRI) signatories and in their most recent PRI assessment had received a module score for their overall approach to responsible investment that put them at or above the median score of their relevant peer group.
- at the “**underlying fund**” level: the resilience of underlying funds to long-term risks and opportunities arising from ESG issues was measured by their MSCI ESG Fund rating. The Sub-Fund invested at least 60% of its total assets in underlying funds with a MSCI ESG Fund rating of AAA, AA or A. Funds with a MSCI ESG Fund rating of BBB or BB accounted for no more than 40% of the Sub-Funds total assets, while funds with a MSCI ESG Fund rating of B or CCC were excluded. Non ESG-rated funds accounted for no more than 10% of the Sub-Fund total assets.



During the reference period, the proportion of investments aligned with the E/S characteristics promoted by the Sub-Fund was 90.35%.

● **How did the sustainability indicators perform?**

Sustainability Indicators	Exposure*
Underlying funds with an ESG Rating of AAA, AA, A	90.35%
Underlying funds with an ESG Rating of BBB, BB	0.00%
Underlying funds with an ESG Rating of B or CCC	0.00%

* Average end-of-quarter exposures

In addition, all the underlying funds selected by the Sub-Fund were managed by asset managers that were PRI signatories and in their most recent PRI assessment they received a module score for their overall approach to responsible investment that put them at or above the median score of their relevant peer group.

● **...and compared to previous periods?**

Not applicable. This is the first reporting period for which the Sub-Fund provides reporting on sustainability indicator performance.

● **What were the objectives of the sustainable investments that the financial product partially made and how did the sustainable investment contribute to such objectives?**

Not applicable. During the reporting period the Sub-Fund did not commit to a minimum proportion of sustainable investments.

INFORMATION TO UNITHOLDERS (UNAUDITED) (continued)

SUSTAINABLE FINANCE DISCLOSURE REGULATION (“SFDR”) (continued)

How did the sustainable investments that the financial product partially made not cause significant harm to any environmental or social sustainable investment objective?

Not applicable. During the reporting period the Sub-Fund did not commit to a minimum proportion of sustainable investments.

How were the indicators for adverse impacts on sustainability factors taken into account?

Not applicable. During the reporting period the Sub-Fund did not consider principal adverse impacts.

Were sustainable investments aligned with the OECD Guidelines for Multinational Enterprises and the UN Guiding Principles on Business and Human Rights? Details:

Not applicable. During the reporting period the Sub-Fund did not commit to a minimum proportion of sustainable investments.

The EU Taxonomy sets out a “do not significant harm” principle by which Taxonomy-aligned investments should not significantly harm EU Taxonomy objectives and is accompanied by specific Union criteria.

The “do no significant harm” principle applies only to those investments underlying the financial product that take into account the EU criteria for environmentally sustainable economic activities. The investments underlying the remaining portion of this financial product do not take into account the EU criteria for environmentally sustainable economic activities.

Any other sustainable investments must also not significantly harm any environmental or social objectives.



How did this financial product consider principal adverse impacts on sustainability factors?

Since the Sub-Fund invested primarily in externally managed funds and did not make investment decisions regarding the specific assets in these funds, we could not consider principal adverse impacts on sustainability factors of the underlying assets.

Principal adverse impacts are the most significant negative impacts of investment decisions on sustainability factors relating to environmental, social and employee matters, respect for human rights, anti-corruption and anti-bribery matters.

INFORMATION TO UNITHOLDERS (UNAUDITED) (continued)

SUSTAINABLE FINANCE DISCLOSURE REGULATION (“SFDR”) (continued)



What were the top investments of this financial product?

Largest investments	Sector	% Assets *	Country
Schroder International Selection Fund US Large Cap	Trusts, funds and similar financial entities	9.96	Luxembourg
JPMorgan Funds - US Value Fund	Trusts, funds and similar financial entities	8.68	Luxembourg
BNP Paribas InstiCash EUR 3M	Trusts, funds and similar financial entities	7.40	Luxembourg
Cash Accounts	N/A	6.94	N/A
JPMorgan Investment Funds - US Select Equity Fund	Trusts, funds and similar financial entities	6.76	Luxembourg
DWS Floating Rate Notes	Trusts, funds and similar financial entities	6.02	Luxembourg
Xtrackers II Eurozone Government Bond UCITS ETF	Trusts, funds and similar financial entities	5.72	Luxembourg
Schroder ISF EURO Short Term Bond	Trusts, funds and similar financial entities	5.64	Luxembourg
JPMorgan Funds - EU Government Bond	Trusts, funds and similar financial entities	5.30	Luxembourg
iShares EUR Aggregate Bond ESG UCITS ETF	Trusts, funds and similar financial entities	5.13	Ireland
iShares Core S&P 500 UCITS ETF	Trusts, funds and similar financial entities	4.87	Ireland
BNP Paribas Funds - Sustainable Enhanced Bond 12M	Trusts, funds and similar financial entities	4.25	Luxembourg
BNP Paribas Funds Green Bond	Trusts, funds and similar financial entities	4.21	Luxembourg
BNP Paribas Flexi I - Flexible Convertible Bond	Trusts, funds and similar financial entities	2.61	Luxembourg
Schroder ISF Emerging Markets	Trusts, funds and similar financial entities	2.50	Luxembourg

*Average end-of-quarter exposures

The list includes the investments constituting the **greatest proportion of investments** of the financial product during the reference period which is: 1st January 2022 to 31st December 2022



What was the proportion of sustainability-related investments?

The proportion of investments classified as Aligned with E/S characteristics was 90.35%. This proportion has been calculated by taking the average end-of quarter exposures.

INFORMATION TO UNITHOLDERS (UNAUDITED) (continued)

SUSTAINABLE FINANCE DISCLOSURE REGULATION (“SFDR”) (continued)

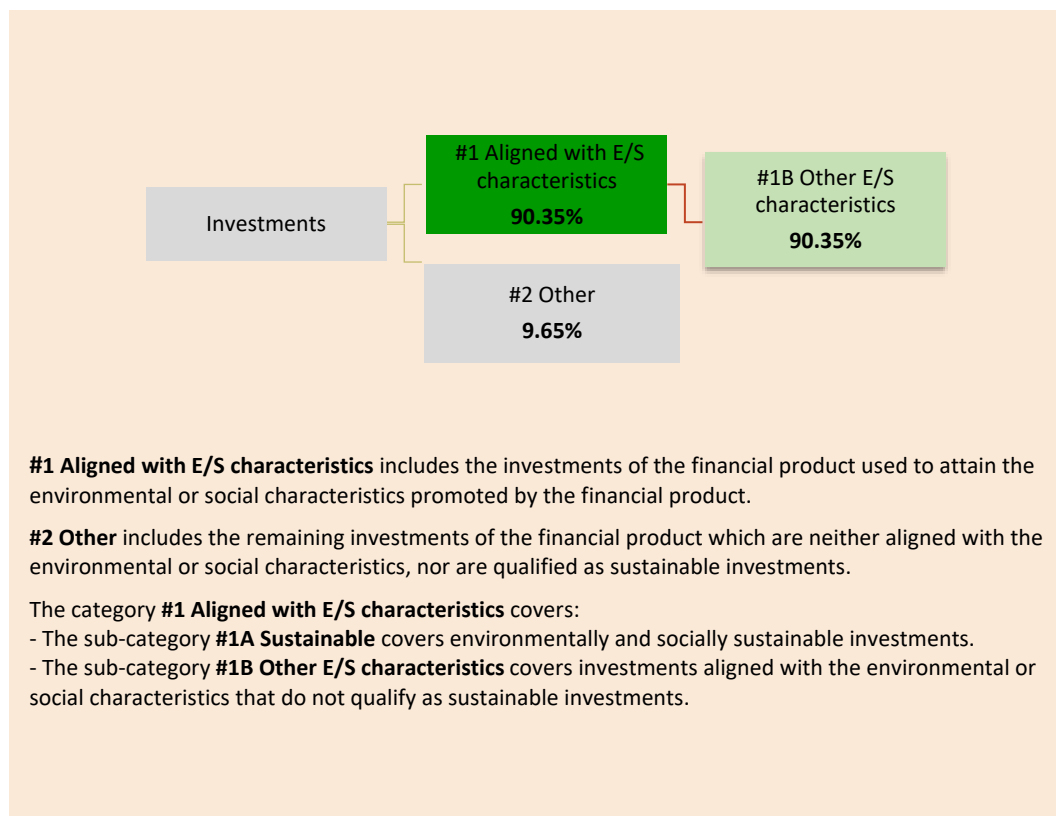
● **What was the asset allocation?**

Asset allocation describes the share of investments in specific assets.

To comply with the EU Taxonomy, the criteria for **fossil gas** include limitations on emissions and switching to fully renewable power or low-carbon fuels by the end of 2035. For **nuclear energy**, the criteria include comprehensive safety and waste management rules.

Enabling activities directly enable other activities to make a substantial contribution to an environmental objective.

Transitional activities are activities for which low-carbon alternatives are not yet available and among others have greenhouse gas emission levels corresponding to the best performance.



#1 Aligned with E/S characteristics includes the investments of the financial product used to attain the environmental or social characteristics promoted by the financial product.

#2 Other includes the remaining investments of the financial product which are neither aligned with the environmental or social characteristics, nor are qualified as sustainable investments.

The category **#1 Aligned with E/S characteristics** covers:

- The sub-category **#1A Sustainable** covers environmentally and socially sustainable investments.
- The sub-category **#1B Other E/S characteristics** covers investments aligned with the environmental or social characteristics that do not qualify as sustainable investments.

● **In which economic sectors were the investments made?**

Economic Sector	% Assets *
Trusts, funds and similar financial entities	91.54
Administration of the State and the economic and social policy of the community	1.52
N/A (Cash Accounts)	6.94

* Average end-of-quarter exposures



To what extent were the sustainable investments with an environmental objective aligned with the EU Taxonomy?

0%. During the reporting period the Sub-Fund did not commit to sustainable investments with an environmental objective aligned with the EU Taxonomy.

INFORMATION TO UNITHOLDERS (UNAUDITED) (continued)



SUSTAINABLE FINANCE DISCLOSURE REGULATION (“SFDR”) (continued)

● **Did the financial product invest in fossil gas and/or nuclear energy related activities complying with the EU Taxonomy¹?**

Not applicable. During the reporting period the Sub-Fund did not commit to sustainable investments with an environmental objective aligned with the EU Taxonomy.

- Yes:
 - In fossil gas
 - In nuclear energy
- No

The graphs below show in green the percentage of investments that were aligned with the EU Taxonomy. As there is no appropriate methodology to determine the taxonomy-alignment of sovereign bonds, the first graph shows the Taxonomy alignment in relation to all the investments of the financial product including sovereign bonds, while the second graph shows the Taxonomy alignment only in relation to the investments of the financial product other than sovereign bonds.*



* For the purpose of these graphs, ‘sovereign bonds’ consist of all sovereign exposures.

● **What was the share of investments made in transitional and enabling activities?**

0% of our investments were aligned with EU Taxonomy and therefore 0% of investments were made in transitional and enabling activity.

● **How did the percentage of investments that were aligned with the EU Taxonomy compare with previous reference periods?**

Not applicable. During the reporting period the Sub-Fund had 0% investments aligned with the EU Taxonomy. In addition, this is the first reporting-period for which the Sub-Fund provides reporting.

¹ Fossil gas and/or nuclear related activities will only comply with the EU Taxonomy where they contribute to limiting climate change (“climate change mitigation”) and do not significantly harm any EU Taxonomy objective - see explanatory note in the left hand margin. The full criteria for fossil gas and nuclear energy economic activities that comply with the EU Taxonomy are laid down in Commission Delegated Regulation (EU) 2022/1214.

Taxonomy-aligned activities are expressed as a share of:

- **turnover** reflecting the share of revenue from green activities of investee companies.
- **capital expenditure** (CapEx) showing the green investments made by investee companies, e.g. for a transition to a green economy.
- **operational expenditure** (OpEx) reflecting green operational activities of investee companies.

INFORMATION TO UNITHOLDERS (UNAUDITED) (continued)

SUSTAINABLE FINANCE DISCLOSURE REGULATION (“SFDR”) (continued)



are sustainable investments with an environmental objective that **do not take into account the criteria** for environmentally sustainable economic activities under Regulation (EU) 2020/852.



What was the share of sustainable investments with an environmental objective not aligned with the EU Taxonomy?

Not applicable. During the reporting period the Sub-Fund did not commit to sustainable investments with an environmental objective aligned with the EU Taxonomy.



What was the share of socially sustainable investments?

Not applicable. During the reporting period the Sub-Fund did not commit to socially sustainable investments.



What investments were included under “other”, what was their purpose and were there any minimum environmental or social safeguards?

The Sub-Fund invested:

- (i) 1.19% of its total assets in non-ESG rated funds,
- (ii) 6.94% of its total assets in cash accounts, as a liquidity cushion in active portfolio management, depending on market conditions,
- (iii) 1.52% of its total assets in Treasury Bills, as a liquidity cushion in active portfolio management, depending on market conditions.



What actions have been taken to meet the environmental and/or social characteristics during the reference period?

As mentioned in our answer to the 1st question above, the Sub-Fund promoted environmental and/or social characteristics by taking the following actions:

At the **asset-manager** level, the Sub-Fund selected underlying funds managed by asset managers that were PRI signatories and in their most recent PRI assessment had received a module score for their overall approach to responsible investment that put them at or above the median score of their relevant peer group.

At the **underlying fund** level, the Sub-Fund:

- Invested at least 60% of its total assets in underlying funds with a MSCI ESG Fund rating of AAA, AA or A
- Invested no more than 40% of its total assets in underlying funds with a MSCI ESG Fund rating of BBB or BB
- Excluded funds with a MSCI ESG Fund rating of B or CCC
- Invested no more than 10% of its assets in non-ESG rated funds

INFORMATION TO UNITHOLDERS (UNAUDITED) (continued)

SUSTAINABLE FINANCE DISCLOSURE REGULATION (“SFDR”) (continued)



How did this financial product perform compared to the reference benchmark?

Incorporation of ESG criteria in the Sub-Fund’s investment strategy was not implemented with a reference to its benchmark or a designated index, sustainability index or mainstream index.

- ***How does the reference benchmark differ from a broad market index?***
Not-applicable
- ***How did this financial product perform with regard to the sustainability indicators to determine the alignment of the reference benchmark with the environmental or social characteristics promoted?***
Not-applicable
- ***How did this financial product perform compared with the reference benchmark?***
Not-applicable
- ***How did this financial product perform compared with the broad market index?***
Not-applicable

Reference benchmarks are indexes to measure whether the financial product attains the environmental or social characteristics that they promote.

INFORMATION TO UNITHOLDERS (UNAUDITED) (continued)

SUSTAINABLE FINANCE DISCLOSURE REGULATION (“SFDR”) (continued)

ANNEX IV

Template periodic disclosure for the financial products referred to in Article 8, paragraphs 1, 2 and 2a, of Regulation (EU) 2019/2088 and Article 6, first paragraph, of Regulation (EU) 2020/852

Product name: Alpha (LUX) Global Themes ESG FoF

Legal entity identifier: 213800Z1PTW85ENNEL51

Environmental and/or social characteristics

Did this financial product have a sustainable investment objective?

<input checked="" type="radio"/> <input type="radio"/> Yes	<input type="radio"/> <input checked="" type="radio"/> No
<input type="checkbox"/> It made sustainable investments with an environmental objective: ___% <ul style="list-style-type: none"> <input type="checkbox"/> in economic activities that qualify as environmentally sustainable under the EU Taxonomy <input type="checkbox"/> in economic activities that do not qualify as environmentally sustainable under the EU Taxonomy 	<input type="checkbox"/> It promoted Environmental/Social (E/S) characteristics and while it did not have as its objective a sustainable investment, it had a proportion of ___% of sustainable investments <ul style="list-style-type: none"> <input type="checkbox"/> with an environmental objective in economic activities that qualify as environmentally sustainable under the EU Taxonomy <input type="checkbox"/> with an environmental objective in economic activities that do not qualify as environmentally sustainable under the EU Taxonomy <input type="checkbox"/> with a social objective
<input type="checkbox"/> It made sustainable investments with a social objective: ___%	<input checked="" type="checkbox"/> It promoted E/S characteristics, but did not make any sustainable investments

To what extent were the environmental and/or social characteristics promoted by this financial product met?

Alpha (LUX) Global Themes ESG FoF (the “Sub-Fund”) was managed by Alpha Asset Management M.F.M.C. (the “Management Company”) in accordance with its ESG policy.

The Sub-Fund invested primarily in units of externally managed UCITS and/or other UCIs, including ETFs (“underlying funds”). The characteristics promoted by this Sub-Fund consisted of investing in underlying funds with excellent Environmental, Social and Governance (ESG) ratings, while excluding underlying funds with lagging performance in terms of ESG ratings. Highly rated underlying funds consisted of issuers with leading or improving management of key ESG risks.



Sustainable investment means an investment in an economic activity that contributes to an environmental or social objective, provided that the investment does not significantly harm any environmental or social objective and that the investee companies follow good governance practices.

The **EU Taxonomy** is a classification system laid down in Regulation (EU) 2020/852, establishing a list of **environmentally sustainable economic activities**. That Regulation does not include a list of socially sustainable economic activities. Sustainable investments with an environmental objective might be aligned with the Taxonomy or not.

Sustainability indicators measure how the environmental or social characteristics promoted by the financial product are attained.

INFORMATION TO UNITHOLDERS (UNAUDITED) (continued)

SUSTAINABLE FINANCE DISCLOSURE REGULATION (“SFDR”) (continued)

As part of its investment strategy, the Sub-Fund applied certain Environmental, Social, and Governance (ESG) criteria in order to define an eligible universe of underlying funds that had leading ESG ratings and tilted the portfolio in favour of strong sustainability performers. This was mainly implemented through a combination of exclusion/negative screening and positive/best-in-class screening at the “asset manager” and “underlying fund” level.

More particularly,

- at the “**asset manager**” level: the ESG policy aimed to identify ESG quality and accountability in asset managers’ processes and investment culture. More specifically, the Sub-Fund selected underlying funds managed by asset managers that were UN Principles for Responsible Investments (PRI) signatories and in their most recent PRI assessment had received a module score for their overall approach to responsible investment that put them at or above the median score of their relevant peer group.
- at the “**underlying fund**” level: the resilience of underlying funds to long-term risks and opportunities arising from ESG issues was measured by their MSCI ESG Fund rating. The Sub-Fund invested at least 60% of its total assets in underlying funds with a MSCI ESG Fund rating of AAA, AA or A. Funds with a MSCI ESG Fund rating of BBB or BB accounted for no more than 40% of the Sub-Funds total assets, while funds with a MSCI ESG Fund rating of B or CCC were excluded. Non ESG-rated funds accounted for no more than 10% of the Sub-Fund total assets.



During the reference period, the proportion of investments aligned with the E/S characteristics promoted by the Sub-Fund was 94.08%.

● **How did the sustainability indicators perform?**

Sustainability Indicators	Exposure*
Underlying funds with an ESG Rating of AAA, AA, A	94.08%
Underlying funds with an ESG Rating of BBB, BB	0.00%
Underlying funds with an ESG Rating of B or CCC	0.00%

* Average end-of-quarter exposures

In addition, all the underlying funds selected by the Sub-Fund were managed by asset managers that were PRI signatories and in their most recent PRI assessment they received a module score for their overall approach to responsible investment that put them at or above the median score of their relevant peer group.

● **...and compared to previous periods?**

Not applicable. This is the first reporting period for which the Sub-Fund provides reporting on sustainability indicator performance.

● **What were the objectives of the sustainable investments that the financial product partially made and how did the sustainable investment contribute to such objectives?**

Not applicable. During the reporting period the Sub-Fund did not commit to a minimum proportion of sustainable investments.

INFORMATION TO UNITHOLDERS (UNAUDITED) (continued)

SUSTAINABLE FINANCE DISCLOSURE REGULATION (“SFDR”) (continued)

How did the sustainable investments that the financial product partially made not cause significant harm to any environmental or social sustainable investment objective?

Not applicable. During the reporting period the Sub-Fund did not commit to a minimum proportion of sustainable investments.

How were the indicators for adverse impacts on sustainability factors taken into account?

Not applicable. During the reporting period the Sub-Fund did not consider principal adverse impacts.

Were sustainable investments aligned with the OECD Guidelines for Multinational Enterprises and the UN Guiding Principles on Business and Human Rights? Details:

Not applicable. During the reporting period the Sub-Fund did not commit to a minimum proportion of sustainable investments.

The EU Taxonomy sets out a “do not significant harm” principle by which Taxonomy-aligned investments should not significantly harm EU Taxonomy objectives and is accompanied by specific Union criteria.

The “do no significant harm” principle applies only to those investments underlying the financial product that take into account the EU criteria for environmentally sustainable economic activities. The investments underlying the remaining portion of this financial product do not take into account the EU criteria for environmentally sustainable economic activities.

Any other sustainable investments must also not significantly harm any environmental or social objectives.



How did this financial product consider principal adverse impacts on sustainability factors?

Since the Sub-Fund invested primarily in externally managed funds and did not make investment decisions regarding the specific assets in these funds, we could not consider principal adverse impacts on sustainability factors of the underlying assets.

Principal adverse impacts are the most significant negative impacts of investment decisions on sustainability factors relating to environmental, social and employee matters, respect for human rights, anti-corruption and anti-bribery matters.

INFORMATION TO UNITHOLDERS (UNAUDITED) (continued)

SUSTAINABLE FINANCE DISCLOSURE REGULATION (“SFDR”) (continued)



What were the top investments of this financial product?

Largest investments	Sector	% Assets *	Country
JPMorgan Funds - JPM Global Healthcare	Trusts, funds and similar financial entities	9.35	Luxembourg
BNP Paribas Funds- Inclusive Growth	Trusts, funds and similar financial entities	8.77	Luxembourg
Nordea 1 SICAV - Global Climate and Environment Fund	Trusts, funds and similar financial entities	8.59	Luxembourg
Mirova Funds - Mirova Global Sustainable Equity	Trusts, funds and similar financial entities	8.33	Luxembourg
Schroder ISF Global Sustainable Growth	Trusts, funds and similar financial entities	8.27	Luxembourg
FTGF ClearBridge Infrastructure Value Fund	Trusts, funds and similar financial entities	7.81	Ireland
Pictet - Security	Trusts, funds and similar financial entities	6.68	Luxembourg
BNP Paribas Funds Disruptive Technology	Trusts, funds and similar financial entities	6.31	Luxembourg
Cash Accounts	N/A	5.92	N/A
Schroder ISF Global Climate Change Equity	Trusts, funds and similar financial entities	5.48	Luxembourg
Schroder International Selection Fund Global Energy Transition	Trusts, funds and similar financial entities	4.68	Luxembourg
BNP Paribas Funds Climate Impact	Trusts, funds and similar financial entities	4.46	Luxembourg
Pictet - Nutrition	Trusts, funds and similar financial entities	4.32	Luxembourg
Pictet - Global Environmental Opportunities	Trusts, funds and similar financial entities	4.15	Luxembourg
Pictet-SmartCity	Trusts, funds and similar financial entities	2.54	Luxembourg

*Average end-of-quarter exposures

The list includes the investments constituting the **greatest proportion of investments** of the financial product during the reference period which is: 1st January 2022 to 31st December 2022



What was the proportion of sustainability-related investments?

The proportion of investments classified as Aligned with E/S characteristics was 94.08%. This proportion has been calculated by taking the average end-of quarter exposures.

INFORMATION TO UNITHOLDERS (UNAUDITED) (continued)

SUSTAINABLE FINANCE DISCLOSURE REGULATION (“SFDR”) (continued)

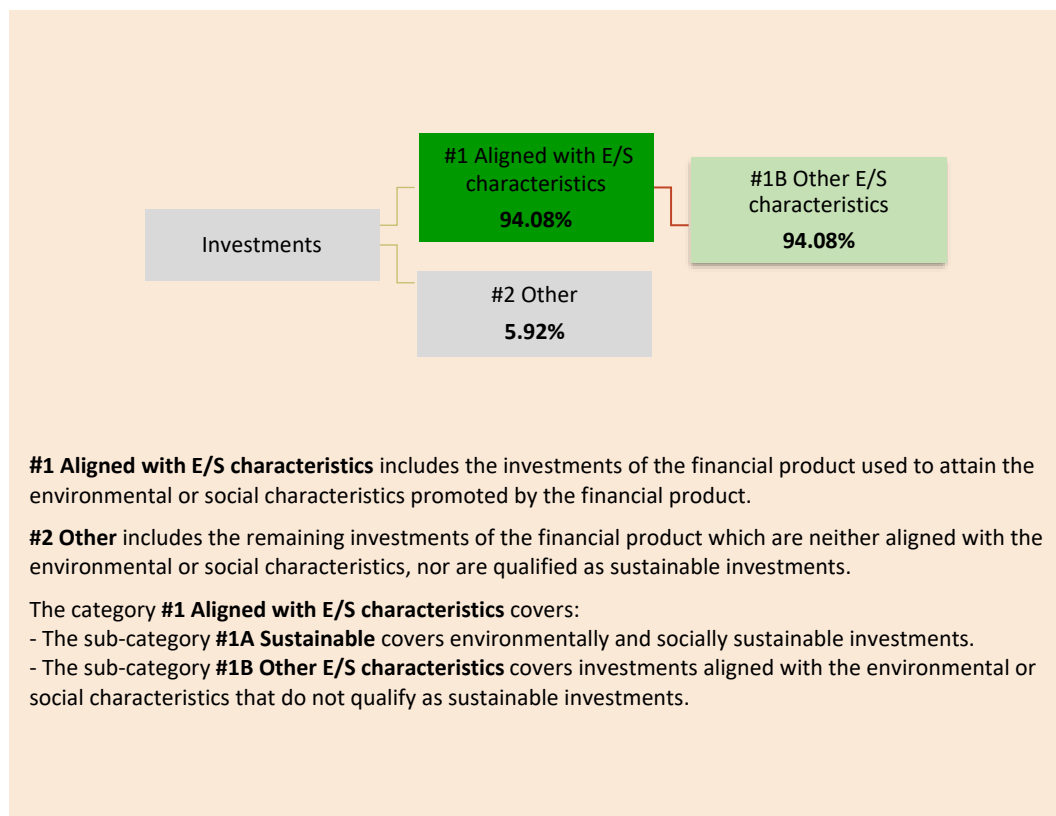
● **What was the asset allocation?**

Asset allocation describes the share of investments in specific assets.

To comply with the EU Taxonomy, the criteria for **fossil gas** include limitations on emissions and switching to fully renewable power or low-carbon fuels by the end of 2035. For **nuclear energy**, the criteria include comprehensive safety and waste management rules.

Enabling activities directly enable other activities to make a substantial contribution to an environmental objective.

Transitional activities are activities for which low-carbon alternatives are not yet available and among others have greenhouse gas emission levels corresponding to the best performance.



#1 Aligned with E/S characteristics includes the investments of the financial product used to attain the environmental or social characteristics promoted by the financial product.

#2 Other includes the remaining investments of the financial product which are neither aligned with the environmental or social characteristics, nor are qualified as sustainable investments.

The category **#1 Aligned with E/S characteristics** covers:

- The sub-category **#1A Sustainable** covers environmentally and socially sustainable investments.
- The sub-category **#1B Other E/S characteristics** covers investments aligned with the environmental or social characteristics that do not qualify as sustainable investments.

● **In which economic sectors were the investments made?**

Economic Sector	% Assets *
Trusts, funds and similar financial entities	94.08
N/A (Cash Accounts)	5.92

* Average end-of-quarter exposures



To what extent were the sustainable investments with an environmental objective aligned with the EU Taxonomy?

0%. During the reporting period the Sub-Fund did not commit to sustainable investments with an environmental objective aligned with the EU Taxonomy.

INFORMATION TO UNITHOLDERS (UNAUDITED) (continued)



SUSTAINABLE FINANCE DISCLOSURE REGULATION (“SFDR”) (continued)

● **Did the financial product invest in fossil gas and/or nuclear energy related activities complying with the EU Taxonomy¹?**

Not applicable. During the reporting period the Sub-Fund did not commit to sustainable investments with an environmental objective aligned with the EU Taxonomy.

- Yes:
 - In fossil gas
 - In nuclear energy
- No

The graphs below show in green the percentage of investments that were aligned with the EU Taxonomy. As there is no appropriate methodology to determine the taxonomy-alignment of sovereign bonds, the first graph shows the Taxonomy alignment in relation to all the investments of the financial product including sovereign bonds, while the second graph shows the Taxonomy alignment only in relation to the investments of the financial product other than sovereign bonds.*



* For the purpose of these graphs, ‘sovereign bonds’ consist of all sovereign exposures.


● **What was the share of investments made in transitional and enabling activities?**

0% of our investments were aligned with EU Taxonomy and therefore 0% of investments were made in transitional and enabling activity.

¹ Fossil gas and/or nuclear related activities will only comply with the EU Taxonomy where they contribute to limiting climate change (“climate change mitigation”) and do not significantly harm any EU Taxonomy objective - see explanatory note in the left hand margin. The full criteria for fossil gas and nuclear energy economic activities that comply with the EU Taxonomy are laid down in Commission Delegated Regulation (EU) 2022/1214.

Taxonomy-aligned activities are expressed as a share of:

- **turnover** reflecting the share of revenue from green activities of investee companies.
- **capital expenditure (CapEx)** showing the green investments made by investee companies, e.g. for a transition to a green economy.
- **operational expenditure (OpEx)** reflecting green operational activities of investee companies.

 are sustainable investments with an environmental objective that **do not take into account the criteria** for environmentally sustainable economic activities under Regulation (EU) 2020/852.

INFORMATION TO UNITHOLDERS (UNAUDITED) (continued)

SUSTAINABLE FINANCE DISCLOSURE REGULATION (“SFDR”) (continued)

- **How did the percentage of investments that were aligned with the EU Taxonomy compare with previous reference periods?**

Not applicable. During the reporting period the Sub-Fund had 0% investments aligned with the EU Taxonomy. In addition, this is the first reporting-period for which the Sub-Fund provides reporting.



What was the share of sustainable investments with an environmental objective not aligned with the EU Taxonomy?

Not applicable. During the reporting period the Sub-Fund did not commit to sustainable investments with an environmental objective aligned with the EU Taxonomy.



What was the share of socially sustainable investments?

Not applicable. During the reporting period the Sub-Fund did not commit to socially sustainable investments.



What investments were included under “other”, what was their purpose and were there any minimum environmental or social safeguards?

The Sub-Fund invested 5.92% of its total assets in cash accounts, as a liquidity cushion in active portfolio management, depending on market conditions.



What actions have been taken to meet the environmental and/or social characteristics during the reference period?

As mentioned in our answer to the 1st question above, the Sub-Fund promoted environmental and/or social characteristics by taking the following actions:

At the **asset-manager** level, the Sub-Fund selected underlying funds managed by asset managers that were PRI signatories and in their most recent PRI assessment had received a module score for their overall approach to responsible investment that put them at or above the median score of their relevant peer group.

At the **underlying fund** level, the Sub-Fund:

- Invested at least 60% of its total assets in underlying funds with a MSCI ESG Fund rating of AAA, AA or A
- Invested no more than 40% of its total assets in underlying funds with a MSCI ESG Fund rating of BBB or BB
- Excluded funds with a MSCI ESG Fund rating of B or CCC
- Invested no more than 10% of its assets in non-ESG rated funds

INFORMATION TO UNITHOLDERS (UNAUDITED) (continued)

SUSTAINABLE FINANCE DISCLOSURE REGULATION (“SFDR”) (continued)



How did this financial product perform compared to the reference benchmark?

Incorporation of ESG criteria in the Sub-Fund’s investment strategy was not implemented with a reference to its benchmark or a designated index, sustainability index or mainstream index.

- ***How does the reference benchmark differ from a broad market index?***

Not-applicable

- ***How did this financial product perform with regard to the sustainability indicators to determine the alignment of the reference benchmark with the environmental or social characteristics promoted?***

Not-applicable

- ***How did this financial product perform compared with the reference benchmark?***

Not-applicable

- ***How did this financial product perform compared with the broad market index?***

Not-applicable

Reference benchmarks are indexes to measure whether the financial product attains the environmental or social characteristics that they promote.